

EMC400

4-Slot DIN-Rail Media Converter Chassis



Overview

The EMC400, 4-slot Din-Rail mount chassis brings Flexibility, Reliability and Redundancy to mission critical network infrastructures. Its flexible design allows for a variety of EtherWAN Media Converters and Ethernet Extenders to be combined into one chassis giving users a solution that fits the needs of each individual network installation. Designed with dual power inputs, the EMC400 allows for two separate power sources to increase reliability and dependability eliminating the single point of failure of a single power source. With its hot swappable design, the EMC400 allows existing communications to remain uninterrupted during the simple installation of EtherWAN Media Converters and Ethernet Extenders. In addition, the EMC400 incorporates Electrical Isolation with fused overcurrent protection between devices within its chassis. With its solid metal enclosure, DIN-Rail mount design, and hot swappable technology, the EMC400 is the ideal solution for reliably interconnecting separated network media and pushing Ethernet beyond its boundaries.

EtherWAN – “When Connectivity is Crucial.”

Spotlight

• Hot-Swap Installation

- Hot-swappable installation of Media Converters and Ethernet Extenders.

• 4-Slot DIN-Rail Chassis

- Supports redundant terminal block power inputs

• Supports EtherWAN's Ethernet Extenders and Media Converters

- Supported models include EL2321, EL2211, EL2315, EM1100/EM2100, EM1000/EM2000, EM1000S/EM2000S, EM1020, EM120, EL100/EL200, EL110/EL210, ED3331 and ED3501 series.

Hardware Specifications

Power

Input

- Power supply input: 90 - 264VAC
- EMC400 chassis input: 12VDC

Wiring

- Minimum cable AWG: 16 AWG

Power Consumption

- Max. 19W@Full installation, depending on installed devices

Protection

- Over current protection

Mechanical

Casing

- Steel ElectroGalvanized ColdRolled Coil (SECC)

Dimensions

- 130mm(W) x 164mm(D) x 92.1mm(H)
(5.12"(W) x 6.46"(D) x 3.63"(H))

Weight



- 1.37kg

Installation

- DIN-Rail

Interface

LED Indicators

-  1: On, power input 1 is connected
Off, power input 1 is disconnected
-  2: On, power input 2 is connected
Off, power input 2 is disconnected

Environment

Operating Temperature

- 0°C to 45°C (32°F to 113°F)

Storage Temperature

- -20°C to 70°C (-4°F to 158°F)

Ambient Relative Humidity

- 5% to 95% (non-condensing)

Regulatory Approvals

ISO

- Manufactured in an ISO9001 facility

EMI

FCC Part 15B, Class A

EN61000-6-4

- EN55022

EMS

EN61000-6-2

EN61000-4-2 (ESD Standards)

EN61000-4-3 (Radiated RFI Standards)

EN61000-4-4 (Burst Standards)

EN61000-4-5 (Surge Standards)

EN61000-4-6 (Induced RFI Standards)

EN61000-4-8 (Magnetic Field Standards)


Environmental Test Compliance

IEC60068-2-6 Fc (Vibration)

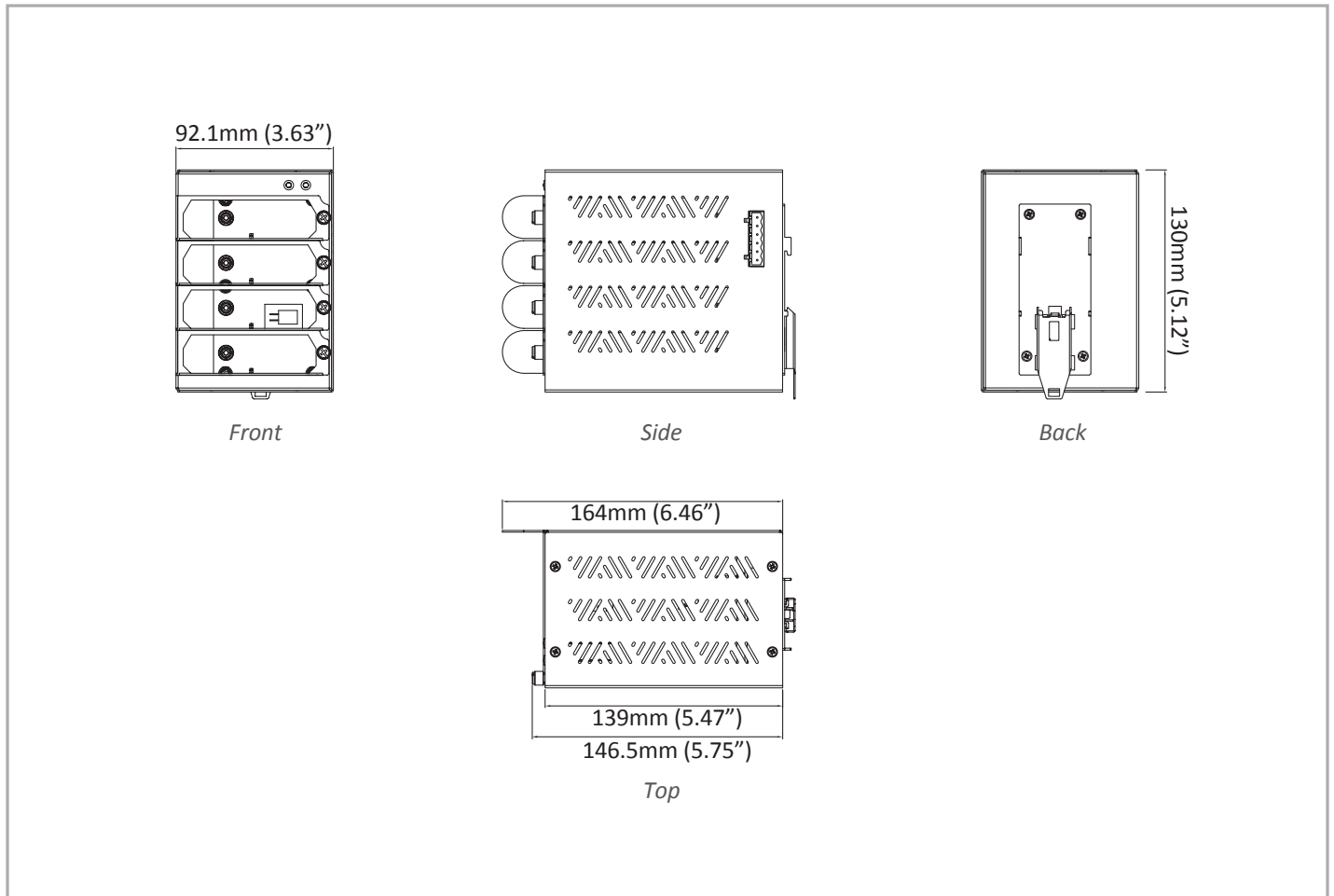
IEC60068-2-27 Ea (Shock)

IEC60068-2-32 Ed (Free fall)

Application Diagram



Dimensions



Ordering Information

Model

EMC400-EPWS	4-Slot DIN-Rail Media Converter Chassis with two DR-30-12 Power Supplies in the Package
EMC400	4-Slot DIN-Rail Media Converter Chassis

* DIN-Rail mounting kit is included